






WIHADO



CATALOGUE WIPER MOTORS

Item number	Image	Specifications
12V 95° 86 RWD 0200	 A photograph of a wiper motor assembly. It consists of a cylindrical metal motor housing with a mounting bracket on top. Two wiper arms are attached to the motor. To the left of the motor is a small clear plastic bag containing electrical connectors and wiring.	Wiper motor DOGA
24V 95° 86 RWD 0205		
86 RWD 0600	 A photograph of a wiper arm. It is a long, thin metal rod with a curved end. A black plastic wiper blade is attached to the curved end. The arm has a mounting bracket at the other end.	Arm length 680 mm.
86 RWD 0800	 A photograph of a wiper blade. It is a long, thin metal rod with a curved end. A black plastic wiper blade is attached to the curved end. The blade has a mounting bracket at the other end.	Blade length 650 mm.

Item number	Image	Specifications
12V 95° L 86 RW 0010 12V 95° R 86 RW 0010R 24V 95° L 86 RW 0010	 A black plastic wiper motor assembly with a silver metal motor housing. The motor housing has 'OSLV ITALIA' and 'Part No 300000-121' printed on it. A silver metal wiper arm is attached to the motor's output shaft. The assembly is shown from a top-down perspective.	Wiper motor OSLV
86 RW 0020	 Two black plastic wiper arms are shown. The top one is a standard arm with a hook at the end. The bottom one is a longer, more complex arm with a hook at the end. Both are shown from a top-down perspective.	Arms Length 450 - 550 mm.